

REV.	ECN NO.	APPD	DATE
A0	RELEASE	cheng	08/09'05
A1	底部引脚上增加塑胶槽	cheng	06/23'11
A2	图面更新	niezhenqi	04/20'17
B0	增加窗口的说明	niezhenqi	10/18'18

NOTES:

1. MATERIALS:

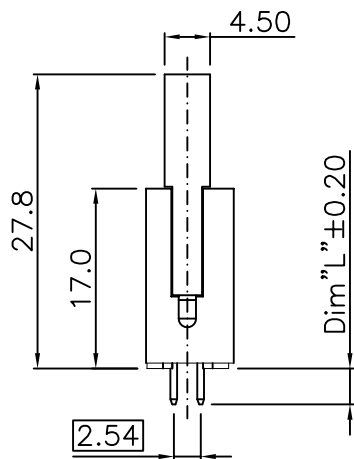
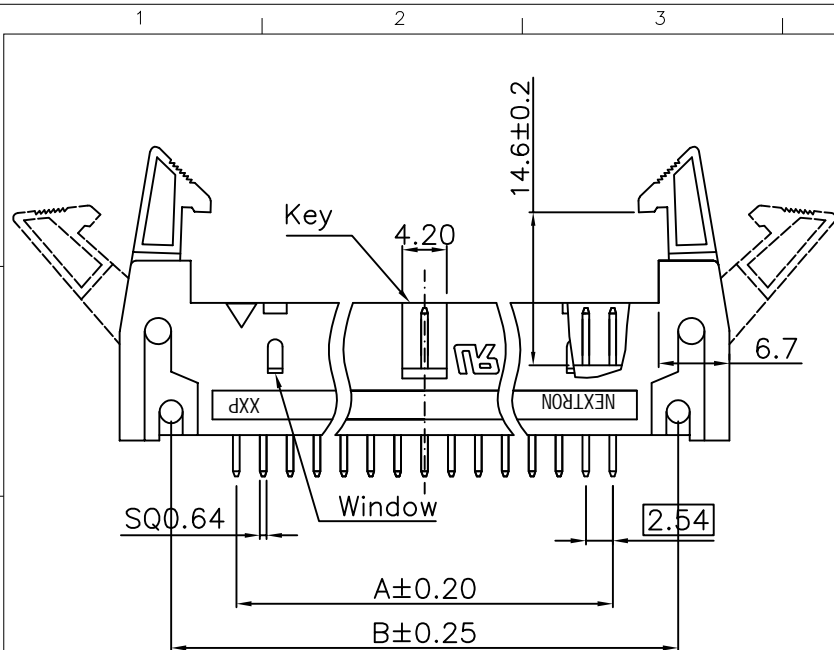
- 1-1. INSULATOR: PBT+30%GF UL94V-0, BLACK.
- 1-2. CONTACT: **Copper ALLOY.**
- 1-3. PLATED: CONTACT GOLD PLATED OVER Ni.

2. ELECTRICAL CHARACTERISTICS:

- 2-1. CURRENT RATING: 3 Amp.
- 2-2. CONTACT RESISTANCE: 20 mOhms Max.
- 2-3. WITHSTANDING VOLTAGE: 500V AC Min.
- 2-4. INSULATION RESISTANCE: 1000 MOhms Min.
- 2-5. Operation Temperature: -40° C~+105° C.

3. Only 64P with three key. Others with one key.

4. 6~16Pin no window, Others with two windows.



PIN	A±0.20	B±0.25	C±0.20	D±0.25
6	5.08	16.76	22.86	26.92
8	7.62	19.30	25.40	29.46
10	10.16	21.84	27.94	32.00
14	15.24	26.92	33.02	37.08
16	17.78	29.46	35.56	39.62
20	22.86	34.54	40.64	44.70
24	27.94	39.62	45.72	49.78
26	30.48	42.16	48.26	52.32
30	35.56	47.24	53.34	57.40
34	40.64	52.32	58.42	62.48
40	48.26	59.94	66.04	70.10
50	60.96	72.64	78.74	82.80
60	73.66	85.35	91.44	95.50
64	78.74	90.42	96.52	100.58

Part NO.

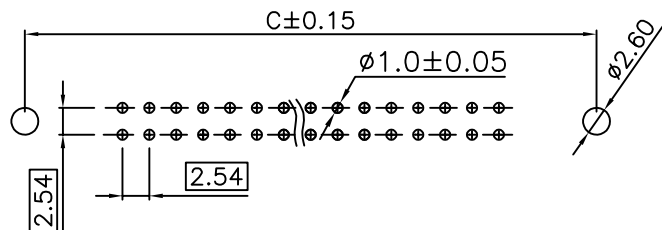
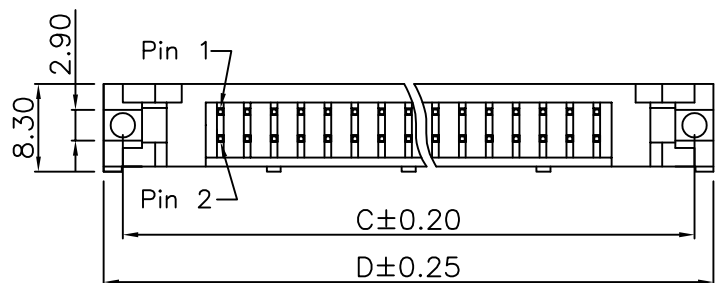
230-0*0-*-2****

Solder length
Dim "L"
1: 3.4
7: 4.5
C: 5.4

Housing Color
0: Black (PBT)
8: Grey (PBT)
C: Black (PA6T)

Plated
Marks
0: Nextron
A: None
2: G/F
9: Au 3u"
A: Au 5u"

NO. Of Positions
6-64



PCB LAYOUT

X ±0.5	UNITS mm	NAME: xxPIN 2.54mm EJECTOR HEADER CONNECTOR	深圳市君灏精密工业有限公司 SHENZHEN JUNHAO ENGINEERING CO., LTD
		PART NO.: SEE TABLE	
.XX±0.25	FINISH	APPD: jeff 10/18'18	DWG NO.: EP-C-230-0200-0017
.XXX±0.08		CHKD: jeff 10/18'18	
.X' ±2'		DR: niezhenqi 10/18'18	SCALE SHEET REV. 1:1 1/1 B0

THESE DRAWINGS AND SPECIFICATIONS ARE THE PROPERTY OF JUNHAO ENGINEERING CO.,LTD. AND SHALL NOT BE REPRODUCED COPIED OR USED IN ANY MANNER WITHOUT THE PRIOR WRITTEN CONSENT OF JUN HAQ ENGINEERING CO.,LTD