
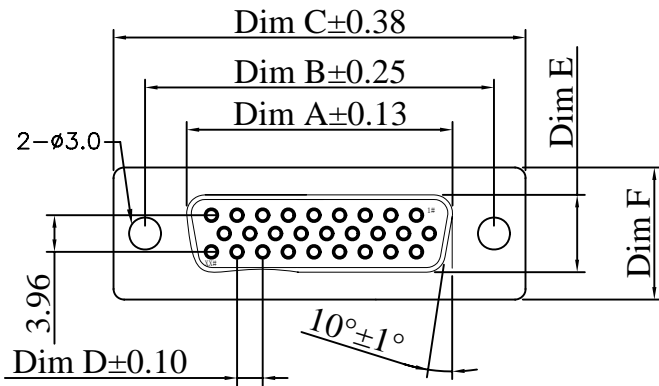
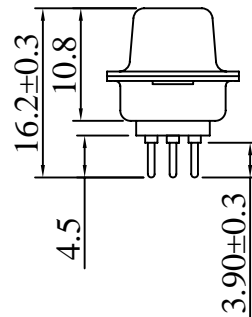
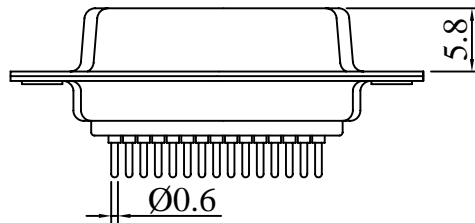


SIGN	DATE	DESCRIPTION	APPROVER
▲	20190123	Add "Nextron" LOGO and Nut post height	JACKY LIU



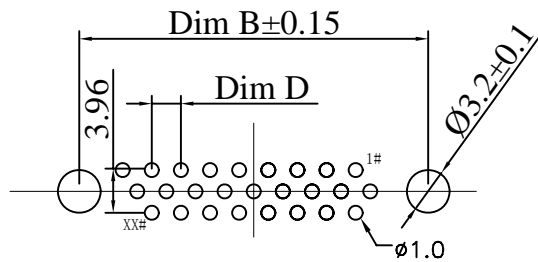
SPECIFICATIONS:

Current rating:3.0A AC/DC
Voltage rating:250V AC/DC
Contact resistance:30m ohm MAX
Insulation resistance:1000M ohm MIN
Withstanding voltage:1000V AC for one minute
Operating temperature range:-40°C~+85°C



MATERIAL AND FINISH

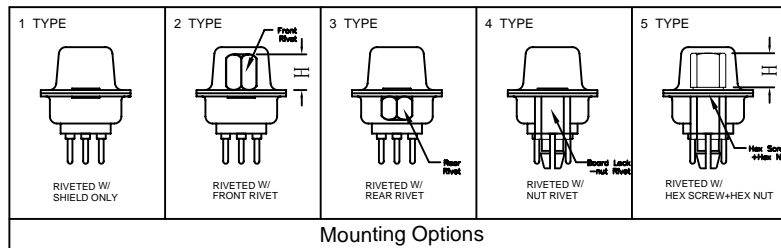
Insulator:PBT+30%G.F(UL94V-0)
Contact:Copper Alloy Nickel Undercoated
Selective Gold Plated
Finish:Metal Iron With Tin Plated



POS. NO.	A	B	C	D	E	F
78P	52.23	61.10	67.10	2.41	10.80	15.30
62P	54.84	63.50	69.32	2.41	7.92	12.50
44P	38.38	47.04	53.04	2.29	7.92	12.50
26P	24.66	33.32	39.14	2.29	7.92	12.50
15P	16.33	24.99	30.81	2.29	7.92	12.50

Ordering Information

Number of contacts	Housing Type	Mounting Options	Nut post height	Contacts Material	Contact Plated	Insulator material	Insulator color	Mark
Code Definition	Code Definition	Code Definition	Code Definition	Code Definition	Code Contact Area	Code Definition	Code Definition	Code Definition
B 15 PIN	M Male	1 RIVETED W/ SHIELD ONLY	0 H=5.8mm	2 Brass	1 Full Gold 1u"	0 PBT	0 Black	0 NONE
D 26 PIN	F Female	2 RIVETED W/ FRONT RIVET	1 H=4.8mm	7 Phosphor bronze	2 Gold 3u"	2 NYLON	6 Blue	2 Nextron
F 44 PIN		3 RIVETED W/ REAR RIVET			3 Gold 5u"		9 White	
G 62 PIN		4 RIVETED W/ NUT RIVET			4 Gold 10u"			
H 78 PIN		5 RIVETED W/ HEX SCREW +HEX NUT			5 Gold 15u"			
					6 Gold 30u"			



JHJM 深圳市君灏精密工业有限公司
SHENZHEN JUNHAO ENGINEERING CO., LTD

PART. NAME:	D型XX芯高密直插式PCB焊接插座(孔)	TITLE:	D-SUB/HDP/xxP/FEMALE
PART. NO.:	SEE TABLE	DWG NAME:	C-SUB-HP0F-0001
APPROVED BY:	CHECKED BY:	DESIGNED BY:	DRAWN BY:
Jonnson	Jeff	allan	Jacky
REVISION: A1		Tolerance	
UNITS: mm		x. ±0.50	
SCALE:		x.x ±0.30	
REVISION: A1		x.xx ±0.20	
		x° ±1°	