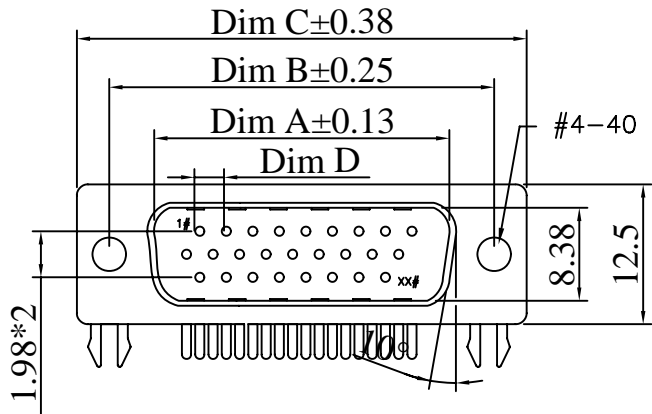
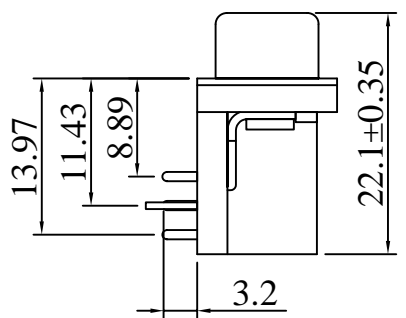
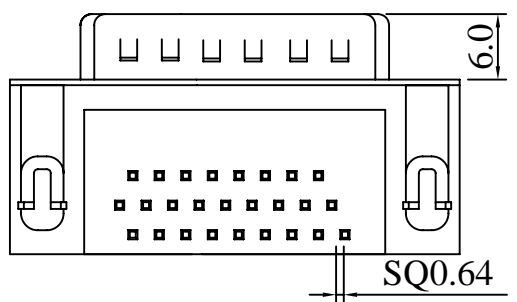


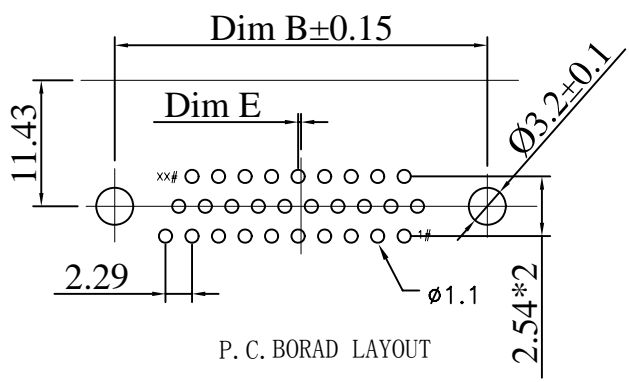
SIGN	DATE	DESCRIPTION	APPROVER
▲	20190123	Engineering drawing is changed.	Jacky Liu



SPECIFICATIONS:
 Current rating:3.0A AC/DC
 Voltage rating:250V AC/DC
 Contact resistance:30m ohm MAX
 Insulation resistance:1000M ohm MIN
 Withstanding voltage:1000V AC for one minute
 Operating temperature range:-40°C~+85°C



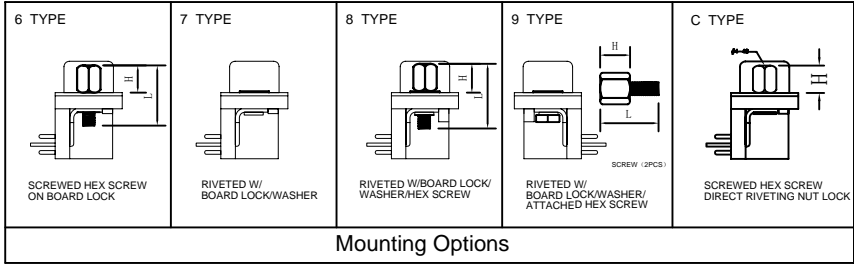
MATERIAL AND FINISH
 Insulator:PBT+30%G.F(UL94V-0)
 Contact:Copper Alloy Nickel Undercoated
 Selective Gold Plated
 Finish:Metal Iron With Tin Plated



62P	55.42	63.50	69.32	2.41	0.58
44P	38.96	47.04	53.04	2.29	0.51
26P	25.25	33.32	39.14	2.29	0.51
15P	16.92	24.99	30.81	2.29	0.25
POS. NO.	A	B	C	D	E

Ordering Information

Number of contacts	Housing Type	Mounting Options	Nut post height	Contacts Material	Contact Plated	Insulator material	Insulator color	Mark
Code Definition	Code Definition	Code Definition	Code Definition	Code Definition	Code Contact Area	Code Definition	Code Definition	Code Definition
B 15 PIN	M Male	6 SCREWED HEX SCREW ON BOARD LOCK	0 H=5.8mm L=12.8mm	2 Brass	A Gold 1u"/Light Tin	0 PBT	0 Black	0 NONE
D 26 PIN	F Female	7 RIVETED W/ BOARD LOCK/WASHER	1 H=4.8mm L=11.8mm	7 Phosphor bronze	B Gold 3u"/Light Tin	2 NYLON	6 Blue	2 Nexttron
F 44 PIN		8 RIVETED W/BOARD LOCK/WASHER/HEX SCREW			C Gold 5u"/Light Tin		9 White	
G 62 PIN		9 RIVETED W/ BOARD LOCK/WASHER/ ATTACHED HEX SCREW			E Gold 15u"/Light Tin			
H 78 PIN		C SCREWED HEX SCREW DIRECT RIVETING NUT LOCK			F Gold 30u"/Light Tin			



JHJM 深圳市君灏精密工业有限公司
SHENZHEN JUNHAO ENGINEERING CO., LTD

PART. NAME: D型XX芯高密弯式PCB焊接插座 (针)	TITLE: D-SUB/HDR/xxP/Male
PART. NO.: SEE TABLE	DWG NAME: C-SUB-HR0M-0001
APPROVED BY: Jonnson	CHECKED BY: Jeff
DESIGNED BY: allan	DRAWN BY: Jacky
CUSTOM NO.:	Tolerance
	x. ±0.50
	x.x ±0.30
	x.xx ±0.20
	xx° ±1°

UNITS: mm
 SCALE:
 REVISION:A1