
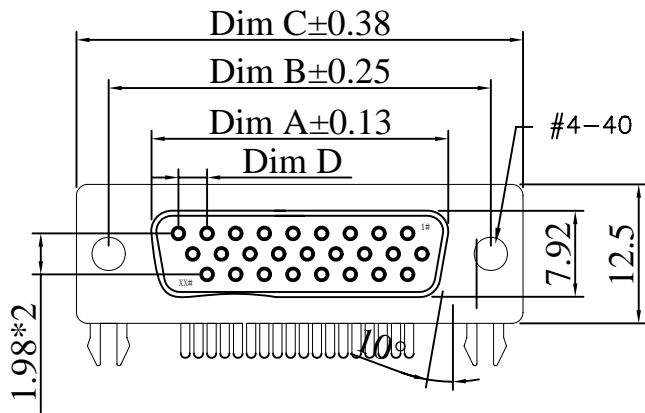
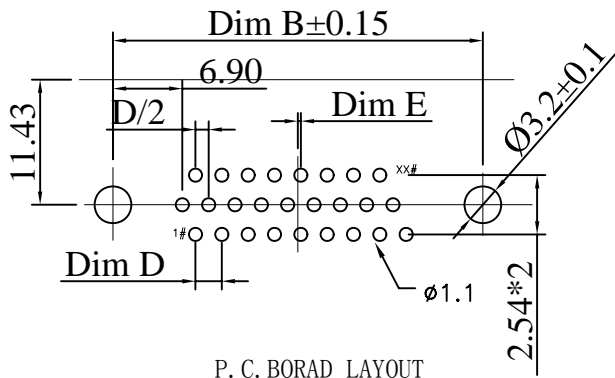
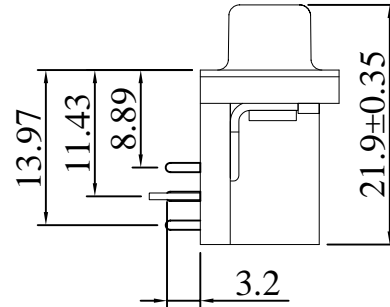
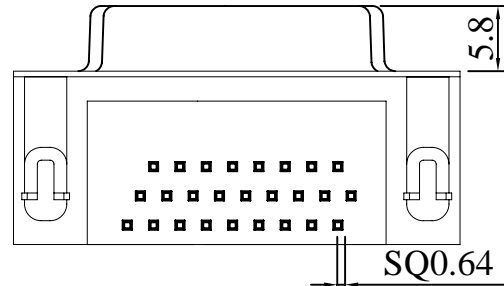


SIGN	DATE	DESCRIPTION	APPROVER
▲	20190123	Engineering drawing is changed.	Jacky



Mark



P. C. BOARD LAYOUT

POS. NO.	A	B	C	D	E
62P	54.84	63.50	69.32	2.41	0.58
44P	38.38	47.04	53.04	2.29	0.51
26P	24.66	33.32	39.14	2.29	0.51
15P	16.33	24.99	30.81	2.29	0.25

DIMENSION

### SPECIFICATIONS:

Current rating:3.0A AC/DC

Voltage rating:250V AC/DC

Contact resistance:30m ohm MAX

Insulation resistance:1000M ohm MIN

Withstanding voltage:1000V AC for one minute

Operating temperature range:-40°C~+85°C

### MATERIAL AND FINISH

Insulator:PBT+30%G.F(UL94V-0)

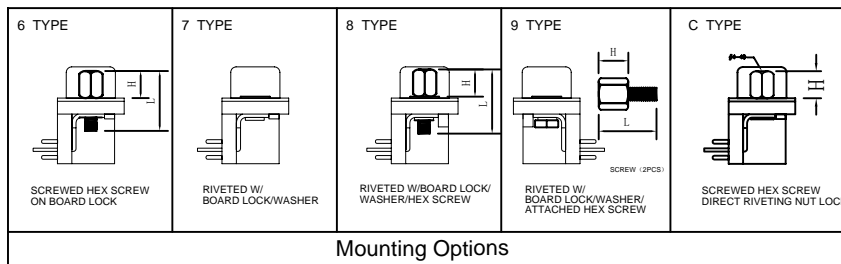
Contact:Copper Alloy Nickel Undercoated

Selective Gold Plated

Finish:Metal Iron With Tin Plated

## Ordering Information

SUB		HRXF		XXXX		XXX		
Number of contacts	Housing Type	Mounting Options	Nut post height	Contacts Material	Contact Plated	Insulator material	Insulator color	Mark
Code Definition	Code Definition	Code Definition	Code Definition	Code Definition	Code Definition	Code Definition	Code Definition	Code Definition
B 15 PIN	M Male	6 SCREWED HEX SCREW ON BOARD LOCK	0 H=5.8mm L=12.8mm	2 Brass	A Gold 1u"/Light Tin	0 PBT	0 Black	0 NONE
D 26 PIN	F Female	7 RIVETED W/ BOARD LOCK/WASHER	1 H=4.8mm L=11.8mm	7 Phosphor bronze	B Gold 3u"/Light Tin	2 NYLON	6 Blue	2 Nextron
F 44 PIN		8 RIVETED W/BOARD LOCK/WASHER/HEX SCREW			C Gold 5u"/Light Tin		9 White	
G 62 PIN		9 RIVETED W/ BOARD LOCK/WASHER/ ATTACHED HEX SCREW			E Gold 15u"/Light Tin			
H 78 PIN		C SCREWED HEX SCREW DIRECT RIVETING NUT LOCK			F Gold 30u"/Light Tin			



Mounting Options

JHJM 深圳市君灏精密工业有限公司  
SHENZHEN JUNHAO ENGINEERING CO., LTD

PART. NAME: D型XX芯高密弯式PCB焊接插座(孔)				TITLE: D-SUB/HDR/xxP/Female	
PART. NO.: SEE TABLE				DWG NAME: C-SUB-HR0F-0001	
APPROVED BY	CHECKED BY	DESIGNED BY	DRAWN BY	CUSTOM NO.:	Tolerance
Jonsson	Jeff	allan	Jacky		x. ±0.50
			2019.01.23		x.x ±0.30
					x.xx ±0.20
					xx° ±1°