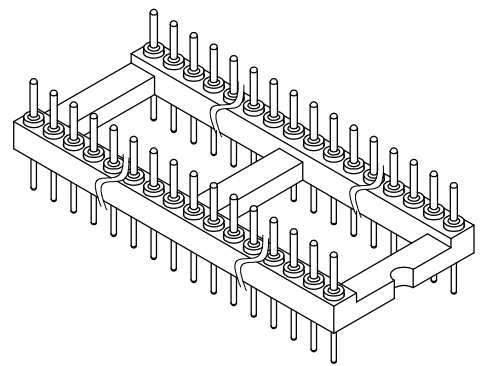
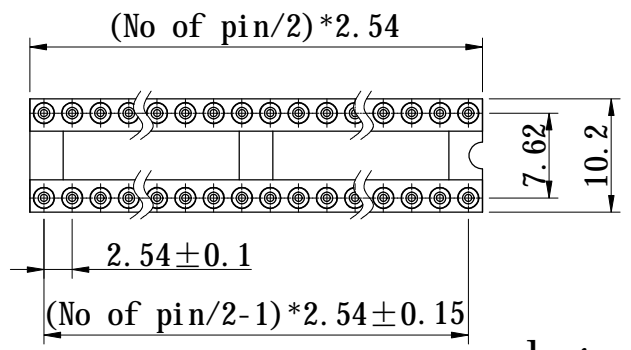
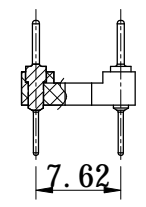
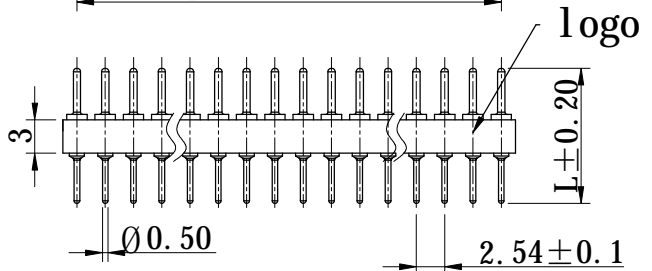


REV.	ECN NO.	APPD	DATE
A0	RELEASE	Jeff Zhou	11/12

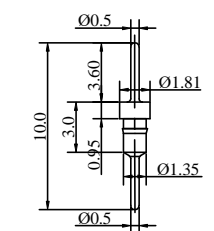
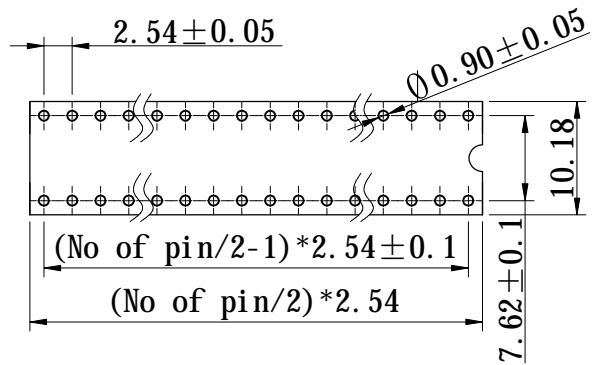


ELECTRICAL:
 Current rating:
 3.0Amps/Contact MAX
 Contact resistance:
 20mΩ / Contact MAX
 Insulation resistance:
 1000MΩ at V=100V MIN
 Operating voltage:60V AC/DC

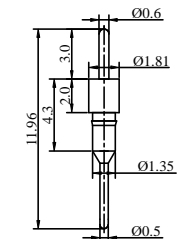


MECHANICAL
 Operating temperatures:
 -40°C ti +105°C
 Soldering Temperature:
 +240°C,10S MAX

Material
 PIN: Brass,machined
 Plating(PIN):50u" NI,GOLD FLASH
 Insulator body(Black):
 PBT or other(UL94V-0)



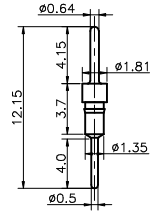
10.0mm PIN
 P/NO: P-127-1000-000-001



11.96mm PIN
 P/NO: P-127-1196-200-001

Ordering Information
 1 1 1 - X X X - X X Z - X X X X - X X

Pin位	代码	说明	接脚数 (型号)	代码	说明	间距 (Pitch)	代码	说明	Pin plated (L)	12.0mm	12.15mm	10.00mm	12.33mm	代码	材料	代码	说明
08	8P2in	3	7.62	1	有孔	0	2.54	Thin 200u"	8001	8011	6001	8101	0	PBT	0	nextcon	
.....	4	10.16	2	无孔	7	1.778	Gold flash	8002	8012	6003	8102	3	PM46	1	无	
64	64Pin	6	15.24					Gold 15u"	8004	8014	6004	8104	6	PPS			
		7	19.06					Gold 30u"	8006	8016	6006	8106					



12.15mm PIN
 P/NO: P-127-1215-000-001

X ±0.5	UNITS	mm	NAME:
.X ±0.38			XX3圆形IC插座XX.XXmm/XXPin
.XX ±0.25	MAT'L	PART NO.:	111-XX3-X0Z-XXXX-0X
.XXX ±0.08			APPD:
X° ±2°	FINISH	CHKD:	DR: Jeff Zhou

JUNHAD 深圳市君灏精密工业有限公司
 SHENZHEN JUNHAD ENGINEERING CO.,LTD

TITLE:
 XX芯.54pitch圆形IC插座XXmm圆形插座

DWG NO.:
 EP-C-111-XX3-8012-701

SCALE	SHEET	REV.
1:1	1/1	A0

THESE DRAWINGS AND SPECIFICATIONS ARE THE PROPERTY OF JUNHAD ENGINEERING CO.,LTD. AND SHALL NOT BE REPRODUCED COPIED OR USED IN ANY MANNER WITHOUT THE PRIOR WRITTEN CONSENT OF JUNHAD ENGINEERING CO.,LTD

