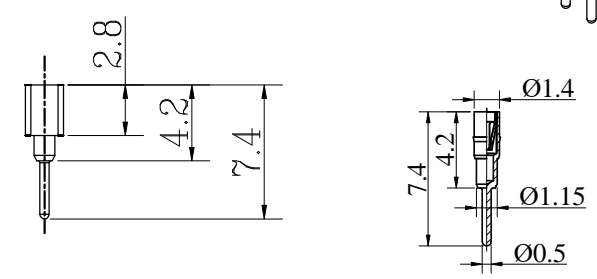
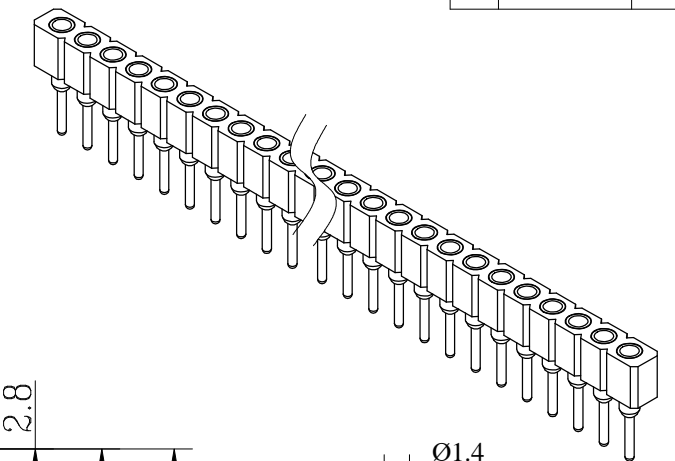
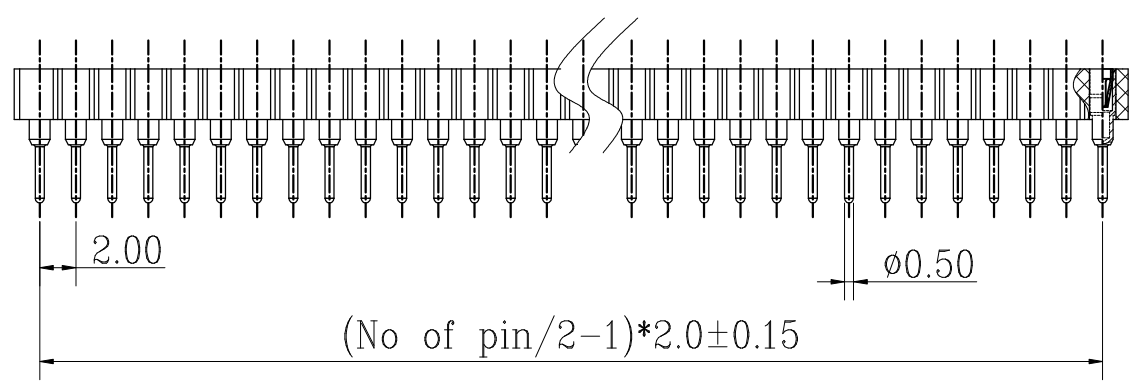
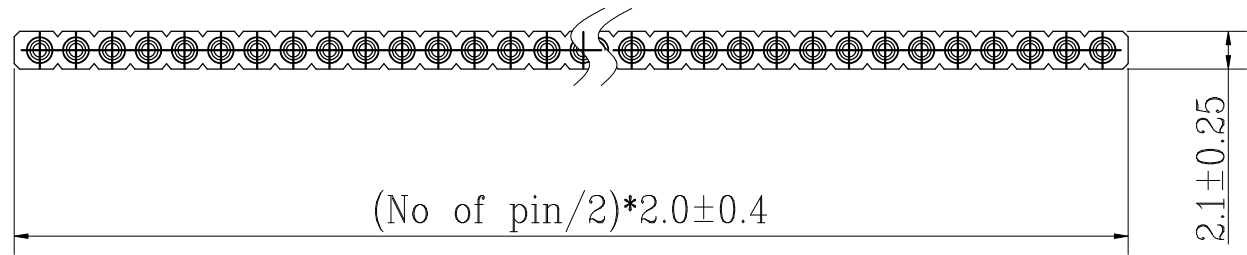


REV.	ECN NO.	APPD	DATE
A0	RELEASE	Jeff Zhou	06/23/09



Pin detail

ELECTRICAL:

Current rating:3.0Amps/Contact MAX
 Contact resistance:20mΩ / Contact MAX
 Insulation resistance:1000MΩ at V=100V MIN
 Operating voltage:60V AC/DC

Material

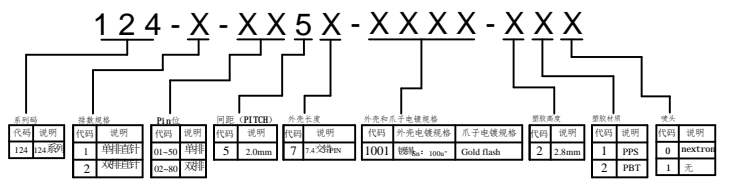
PIN: Brass,machined
 CLIP: Beryllium Copper
 Plating(PIN):50u" Ni,100u" Sn
 Plating(Clip:6 finger contact):
 50u" Ni,GOLD FLASH
 Insulator body(Black):
 PPS or other(UL94V-0)

MECHANICAL

Average insertion force with steel
 pin of 0.46mm:250g MAX
 Average with drawal force with
 steel pin of 0.46mm:25G MIN

Operating temperatures:
 -40°C ti +105°C
 Soldering Temperature:+240°C,10S MAX

How to order:



X ±0.5	UNITS	NAME:	深圳市君灏精密工业有限公司 SHENZHEN JUNHAD ENGINEERING CO.,LTD
.X ±0.20	mm	XX芯2.0pitch单排圆孔插座	
.XX ±0.10	MAT'L	PART NO.:	TITLE:
.XXX ±0.05	FINISH	124-1-XX57-100X-211	XX芯2.0pitch单(双)排圆孔插座
.X° ±2°		APPD:	DWG NO.:
THESE DRAWINGS AND SPECIFICATIONS ARE THE PROPERTY OF JUNHAD ENGINEERING CO.,LTD. AND SHALL NOT BE REPRODUCED COPIED OR USED IN ANY MANNER WITHOUT THE PRIOR WRITTEN CONSENT OF JUN HAO ENGINEERING CO.,LTD.		CHKD:	EP-C-124-1-XX57-0302
		DR:	SCALE
		Jeff Zhou	1:1
		06/23'09	SHEET
			1/1
			REV.
			A0