REV.	ECN NO.	APPD	DATE
A0	RELEASE	cheng	08/09'05
A1	底部站脚上增加塑胶槽	cheng	06/23'11
A2	图面更新	niezhenqi	04/20'17
B0	增加窗口的说明	niezhenqi	10/18'18
B1	电镀规格更新	niezhenqi	09/17'25

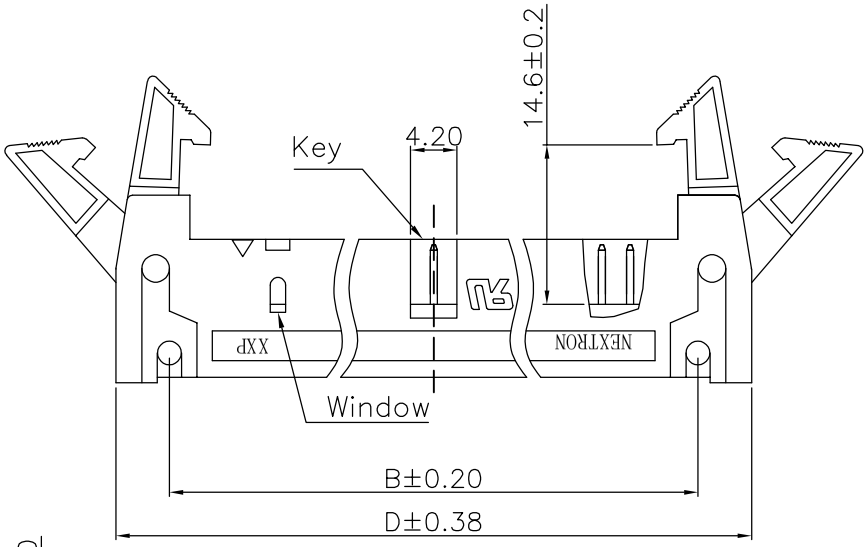

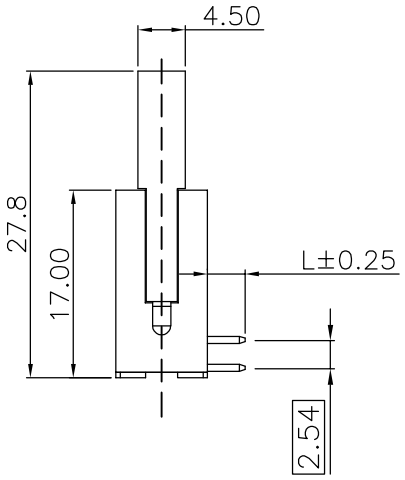

NOTES:

1. MATERIALS:
   - 1-1. INSULATOR:Polyester UL94V-0.
   - 1-2. CONTACT:Copper ALLOY.
   - 1-3. PLATED:CONTACT GOLD PLATED OVER Ni.
2. ELECTRICAL CHARACTERISTICS:
   - 2-1. CURRENT TATING:3 Amp.
   - 2-2. CONTACT RESISTANCE: 20 mOhms MAX.
   - 2-3. WITHSTANDING VOLTAGE: 500V AC 1MINUTE.
   - 2-4. INSULATION RESISTANCE:1000 MOhms MIN.
   - 2-5. Operation Temperature:-40° C~+105° C.
3. Only 64P with three key,Others with one key.
4. 6～16Pin no window,Others with two windows.

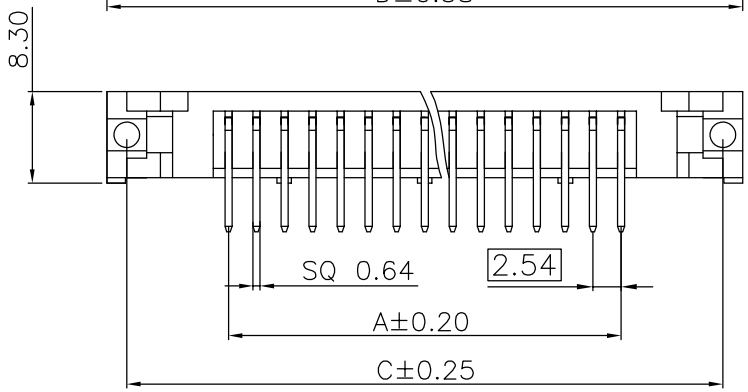

PIN	A±0.20	B±0.25	C±0.20	D±0.38
6	5.08	16.76	22.86	26.92
8	7.62	19.30	25.40	29.46
10	10.16	21.84	27.94	32.00
14	15.24	26.92	33.02	37.08
16	17.78	29.46	35.56	39.62
20	22.86	34.54	40.64	44.70
24	27.94	39.62	45.72	49.78
26	30.48	42.16	48.26	52.32
30	35.56	47.24	53.34	57.40
34	40.64	52.32	58.42	62.48
40	48.26	59.94	66.04	70.10
50	60.96	72.64	78.74	82.80
60	73.66	85.35	91.44	95.50
64	78.74	90.42	96.52	100.58

Part NO.

230-0*1-***-2**

- Solder length Dim"L" 1:3.4 7:4.5
- Housing Color 0:Black(PBT) 8:Grey(PBT) C:Black(PA9T)
- NO. Of Positions 6~64
- Marks 0:Nextron A:None
- Plated 2:G/F 9:Aul.0～2u"

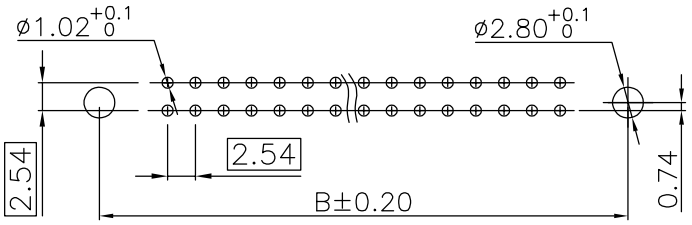

PCB LAYOUT

X ±0.5	UNITS mm	NAME: 2.54mm EJECTOR HEADER CONNECTOR	深圳市君灏精密工业有限公司 SHENZHEN JUNHAO ENGINEERING CO.,LTD
.X ±0.38	MAT'L	PART NO.: SEE TABLE	TITLE: 2.54mm EJECTOR HEADER RIGHT ANGLE Long Ejector
.XX±0.25		APPD: jeff 09/17'25	DWG NO.: EP-C-230-0012-0019
.XXX±0.08	FINISH	CHKD: jeff 09/17'25	SCALE 1:1 / SHEET 1/1 / REV. B1
.X° ±2°		DR: niezhenqi 09/17'25	

THESE DRAWINGS AND SPECIFICATIONS ARE THE PROPERTY OF JUNHAO ENGINEERING CO.,LTD. AND SHALL NOT BE REPRODUCED COPIED OR USED IN ANY MANNER WITHOUT THE PRIOR WRITTEN CONSENT OF JUN HAO ENGINEERING CO.,LTD